





INTERNATIONAL SYMBOL OF TTY
11B-703.7.2.2



INTERNATIONAL SYMBOL OF VOLUME CONTROL TELEPHONE
11B-703.7.2.3



INTERNATIONAL SYMBOL OF ACCESS FOR HEARING LOSS
11B-703.7.2.4



PICTOGRAM FIELD
11B-703.6.2



11B-502.6
PARKING SPACE IDENTIFICATION



THE SYMBOL SHALL CONSIST OF A WHITE FIGURE ON A BLUE BACKGROUND. THE BLUE COLOR SHALL BE FEDERAL BLUE, COLOR #15090, STANDARD 595B.

EXCEPTION:
THE APPROPRIATE ENFORCEMENT AGENCY MAY APPROVE OTHER COLORS TO COMPLEMENT DECOR OR UNIQUE DESIGN. THE SYMBOL CONTRAST SHALL BE LIGHT ON DARK OR DARK ON LIGHT.

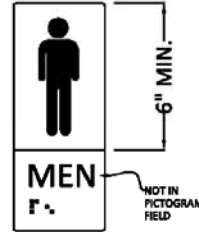
FIGURE 11B-703.7.2.1.
INTERNATIONAL SYMBOL OF ACCESSIBILITY



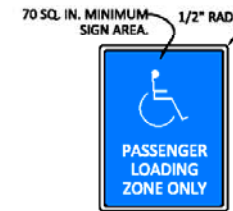
DISPLAYED EITHER AS A NEGATIVE OR POSITIVE IMAGE WITHIN A SQUARE THAT IS A MINIMUM OF 6 INCHES ON EACH SIDE. SYMBOL MAY BE BLACK AND WHITE OR COLOR. WHEN COLOR IS USED, IT SHALL BE FEDERAL BLUE ON WHITE OR WHITE ON FEDERAL BLUE. COLOR # 15090, STANDARD 595B.

THERE SHALL BE AT LEAST A 70% COLOR CONTRAST BETWEEN BACKGROUND OF THE SIGN AND THE SURFACE THAT IT IS MOUNTED ON.

FIGURE 11B-703.7.2.5. CLEAN AIR SYMBOL

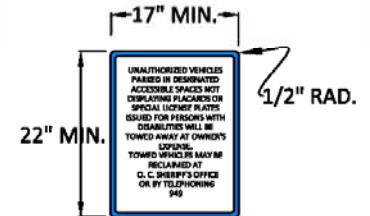


PICTOGRAM FIELD
11B-703.6.1

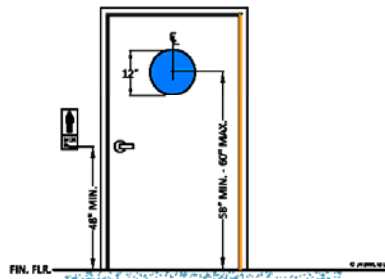


REFLECTORIZED SIGN CONSTRUCTED OF PORCELAIN STEEL WITH BEADED TEXT OR EQUAL
11B-503.6.
LOADING ZONE IDENTIFICATION

INTERNATIONAL SYMBOL OF ACCESSIBILITY



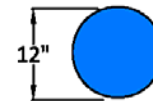
REFLECTORIZED SIGN CONSTRUCTED OF PORCELAIN STEEL WITH BEADED TEXT OR EQUAL
11B-502.8.
UNAUTHORIZED VEHICLE SIGN



TOILET AND BATHING FACILITIES
GEOMETRIC SYMBOLS
11B-703.7.2.6



UNISEX
TRIANGLE SUPERIMPOSED
ON CIRCLE
DARK ON LIGHT OR LIGHT
ON DARK



WOMEN
12" DIA. CIRCLE
1/4" THICK







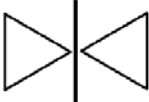







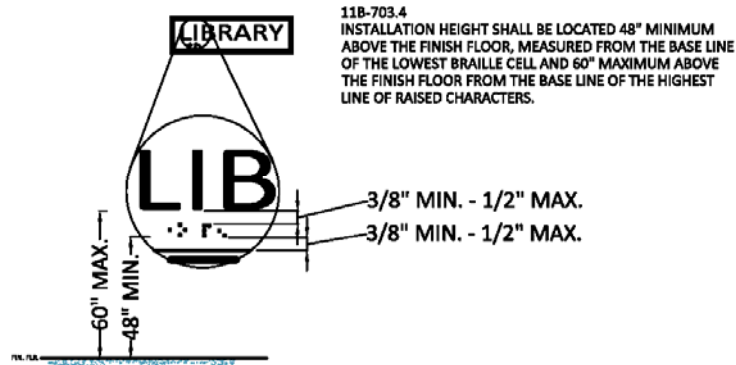
MEN
EQUILATERAL
12" LONG
1/4" THICK



TABLE 11B-407.4.7.1.3

ELEVATOR CONTROL BUTTON IDENTIFICATION

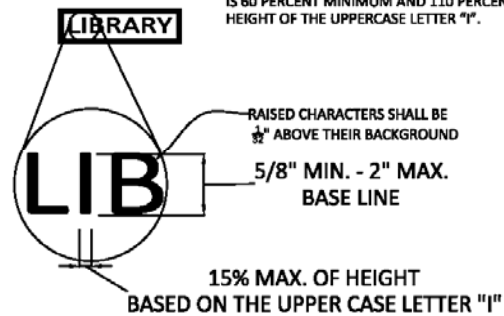
CONTROL BUTTON	TACTILE	BRAILLE
EMERGENCY STOP		
ALARM		
DOOR OPEN		
DOOR CLOSE		
MAIN ENTRY FLOOR		
PHONE		



**POSITION OF BRAILLE CHARACTERS
11B-703.3.2**

11B-703.2.3 STYLE.
CHARACTERS SHALL BE SANS SERIF. CHARACTERS SHALL NOT BE ITALIC, OBLIQUE, SCRIPT, HIGHLY DECORATIVE, OR OF OTHER UNUSUAL FORMS.

11B-703.2.4
CHARACTER PROPORTIONS. CHARACTERS SHALL BE SELECTED FROM FONTS WHERE THE WIDTH OF THE UPPERCASE LETTER "O" IS 60 PERCENT MINIMUM AND 110 PERCENT MAXIMUM OF THE HEIGHT OF THE UPPERCASE LETTER "I".



**RAISED CHARACTERS
11B-703.2**

